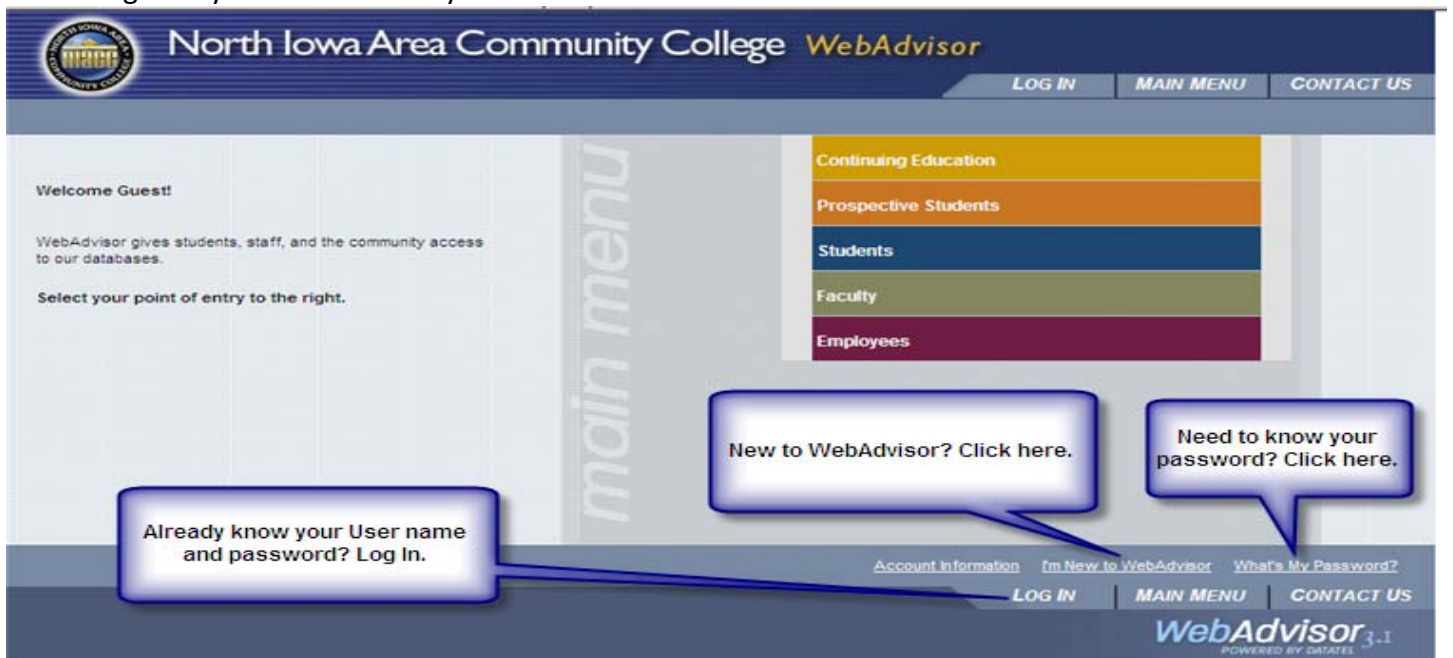


TO VIEW A CURRENT CLASS SCHEDULE

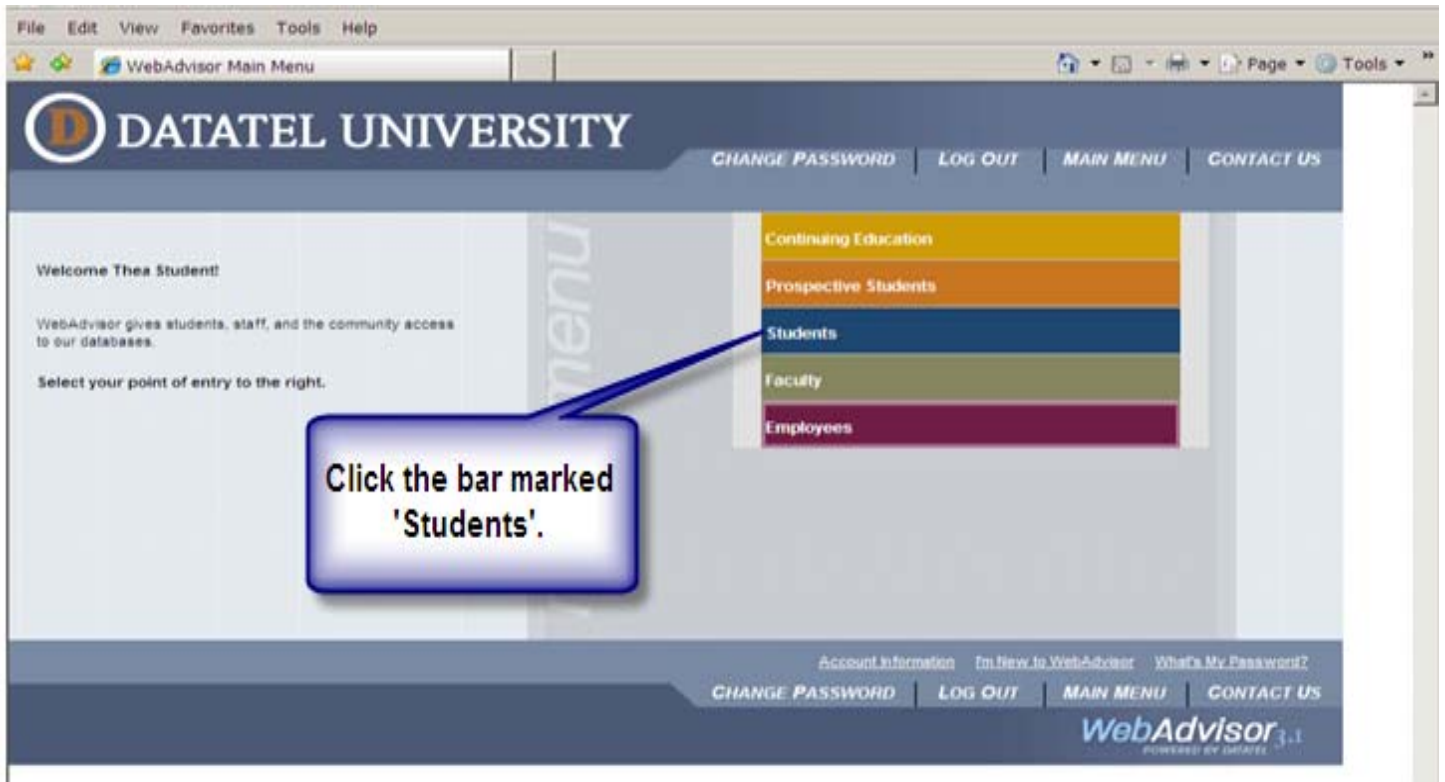
1. To use the NIACC WebAdvisor, start on the NIACC Home page. Click on the WebAdvisor Link as shown.



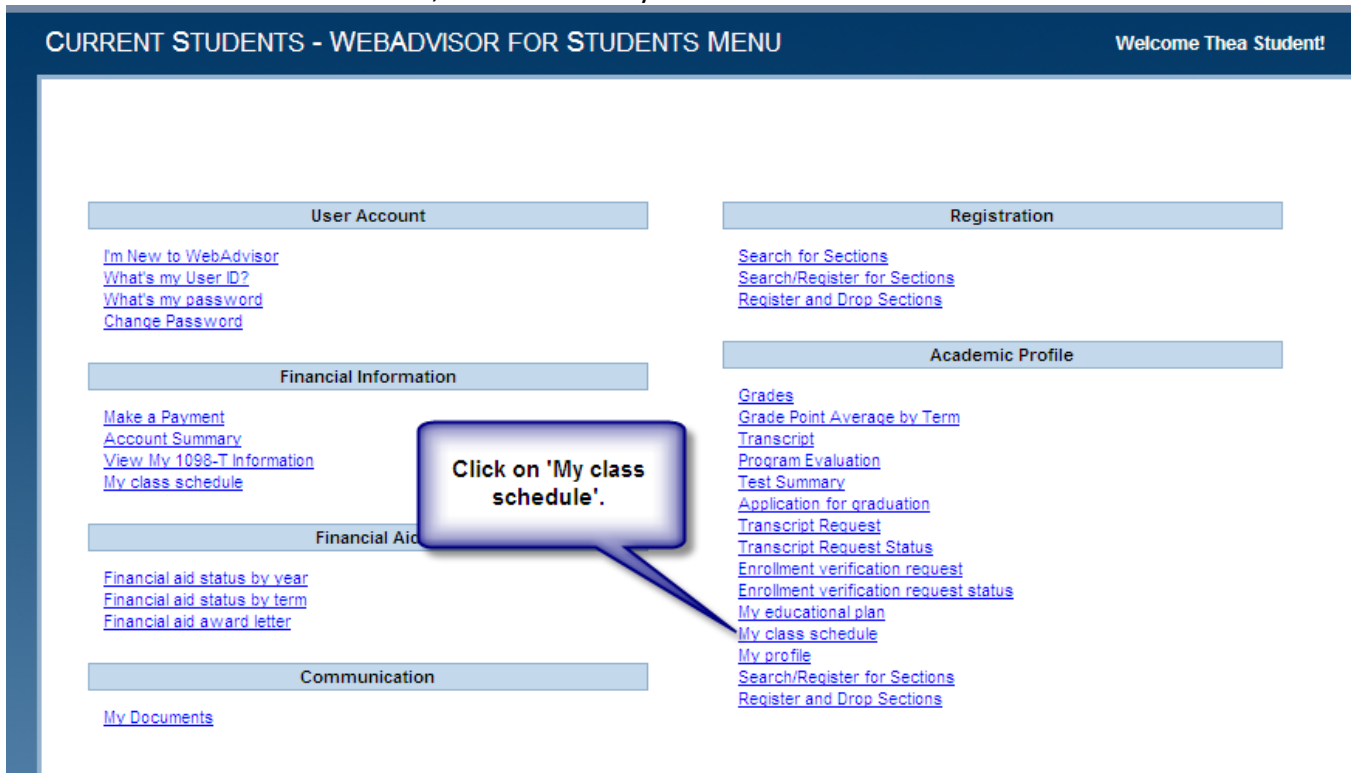
2. To use WebAdvisor, you must log in. Generally, the User ID is the first letter of your first name, the first letter of your middle name, and your full last name. (Occasionally this will not be the case and you must click on the "What's my password" link below and have it sent to you through your NIACC e-mail account.) Your password is set the first time you log in to the last six digits of your social security number. You then reset it.



3. Once you are logged in-- Enter into 'Students'.



4. From the Students' Menu, click on the 'My class schedule' link.



5. Enter the term you are currently enrolled or have already registered. Then click on the 'submit' button.

Term:

Choose either an existing or an upcoming term for which you are currently registered.

Then click the 'Submit' button.

WebAdvisor 3.1
POWERED BY DATATEL

6. Your schedule will be shown as the example below. Select the 'print' icon for the computer to send to a printer.

Schedule

0361981 Thea Student

Term:

Total Registered Credits: 4.00

Course Name and Title	Status	Meeting Information	Creds	CEUs	Pass Aud	Start Date
ENG-102-0001 (64357) Composition and Speech I	New	08/31/2009-12/17/2009 Lecture Monday, Tuesday, Thursday, Friday 07:40AM - 08:40AM, Beem Center, Room 220	4.00			08/31/09

The Current Schedule for the term selected.

WebAdvisor 3.1